

6. Gas dynamics

Dr. Gergely Kristóf
 Dept. of Fluid Mechanics, BME
 February, 2009.

Speed of infinitesimal disturbances in still gas

Continuity:
 $A(a - dv)(\rho + d\rho) = a \rho A$
 $a d\rho = \rho dv$

Momentum theorem:
 $\sum \vec{I} = \sum \vec{P}$
 $A \rho a (a - (a - dv)) = A dp$
 $dp = \rho a dv$

Allievi theorem \rightarrow

$a^2 = \frac{dp}{d\rho}$

In steel	~5000 m/s
In water	~1500 m/s
In air	~340 m/s

Ideal gases

Equation of state: $\frac{p}{\rho} = RT$

We also assume that the specific heats are constant.

Internal energy: $u = c_v T$ Enthalpy: $h = u + \frac{p}{\rho} = c_p T$

Specific gas constant: $R = c_p - c_v = \frac{R_u}{M}$; $R_{air} = \frac{8314}{29} = 287 \left[\frac{\text{J}}{\text{kg K}} \right]$

Ratio of specific heats: $\gamma = \frac{c_p}{c_v}$ eg. for all diatomic gases:
 $\gamma = 1.4$

The speed of sound in ideal gases

We assume isentropic compression, which is very fast and the effect of the friction is negligible, thus:

$$\frac{p}{\rho^\gamma} = \text{const.}$$

$$\ln p - \gamma \ln \rho = \ln(\text{const.})$$

$$\frac{dp}{p} - \gamma \frac{d\rho}{\rho} = 0$$

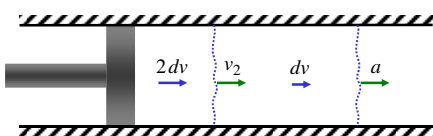
$$\frac{dp}{d\rho} = \gamma \frac{p}{\rho} = \gamma RT$$

$$a = \sqrt{\gamma RT}$$

Eg. for air:
 at 0°C: $a=331$ m/s
 at 20°C: $a=343$ m/s

Nonlinear wave propagation

What if we generate another small disturbance?



$v_2 > a$ because:

- The second wave propagates in a gas flow of dv velocity.
- The second wave propagates in a gas flow having a higher speed of sound: $p \uparrow \rightarrow T \uparrow \rightarrow a \uparrow$.

The second wave will catch up to the first wave.

Shock waves

A compression wave is steepening, and finally it becomes a **shock wave**.



Expansion waves behave in the opposite way:



- Treated as a discontinuity (finite jump) of the state variables (p , ρ , T and a).
- Propagates faster than the small disturbances. (Only shock waves can do so.)
- Deceleration of supersonic flows are generally caused by shock waves.
- It is a dissipative process. (Causes head losses.)

Analogy

Waves breaking in shallow water




Analogy

Hydraulic jump in a sink

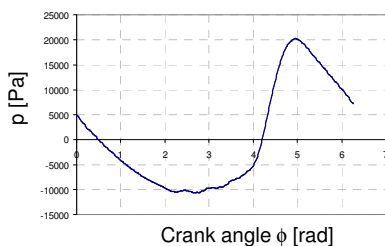


Resonance in a closed pipe



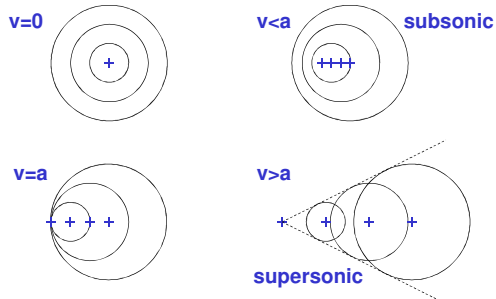
Pipe length:
6.05 m
Diameter:
36 mm
Piston displacement:
50 cm³.

At 29 Hz we measured:



Propagation of small disturbances in subsonic and in supersonic flow

Positions of an object having velocity v at time instants 0,-1,-2 and -3 seconds and also showing the wave fronts started in those instants:



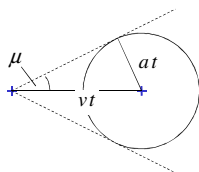
Application

Schlieren image of a gun fire



[http://www.phschool.com/science/science_news/articles/revealing_covert_actions.html]

Mach cone

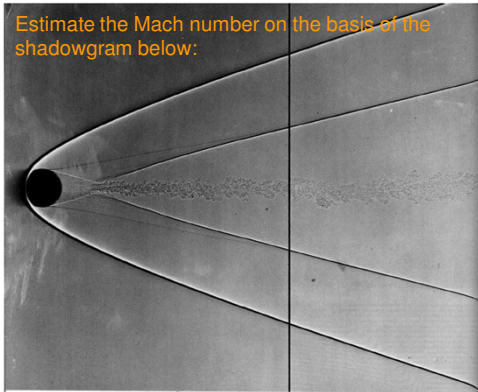


Mach number: $M = \frac{v}{a}$

Mach angle: $\mu = \arcsin\left(\frac{a}{v}\right) = \arcsin\left(\frac{1}{M}\right)$

Problem #6.1

Estimate the Mach number on the basis of the shadowgram below:



[An album of fluid motion] Spherical projectile [To the solution](#)

Analogy

Cerenkov radiation

The Cerenkov radiation from a muon produced by a muon neutrino event yields a well defined circular ring in the photomultiplier detector bank.

The Cerenkov radiation from the electron shower produced by an electron neutrino event produces multiple cones and therefore a diffuse ring in the detector array.

Variable cross-section channel (1)

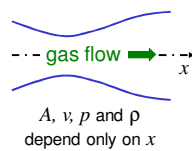
Continuity: $\frac{dA}{A} + \frac{dv}{v} + \frac{d\rho}{\rho} = 0$

Euler equation: $v dv = -\frac{dp}{\rho}$

Definition of a : $a^2 = \frac{dp}{d\rho}$

$$v^2 \frac{dv}{v} = -\frac{dp}{\rho} \frac{d\rho}{dp} a^2 = -a^2 \frac{d\rho}{\rho}$$

$$M^2 \frac{dv}{v} = -\frac{d\rho}{\rho} = \frac{dA}{A} + \frac{dv}{v} \quad \rightarrow \quad (M^2 - 1) \frac{dv}{v} = \frac{dA}{A}$$

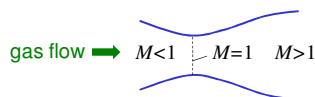


Variable cross-section channel (2)

$$(M^2 - 1) \frac{dv}{v} = \frac{dA}{A}$$

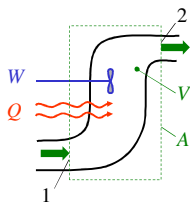
	Acceleration	Deceleration
Subsonic $M < 1$	Convergent	Divergent
Supersonic $M > 1$	Divergent	Convergent

If $M=1$ then $dA=0$: the area has an extreme value (minimum).



Energy equation (1)

$$\frac{\partial}{\partial t} \int_V (u + \frac{v^2}{2}) \rho dV + \oint_A (u + \frac{v^2}{2}) \rho \vec{v} d\vec{A} = Q + W - \oint_A p \vec{v} d\vec{A}$$



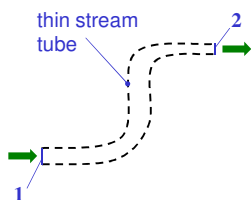
For steady state:

$$\oint_A (h + \frac{v^2}{2}) \rho \vec{v} d\vec{A} = Q + W$$

Denoting the mass weighted average of the stagnation (total) enthalpy in cross-sections 1 and 2 by $h_{t,1}$ and $h_{t,2}$, it reads:

$$(h_{t,2} - h_{t,1}) q_m = Q + W$$

Energy equation (2)



The stream tube can be regarded as a moving wall.

We apply the energy equation for steady flow under the following assumptions:

- the stream tube is thermally isolated ($Q=0$);
- the shear stress is 0 over the stream tube ($W=0$).

We obtain: $h_{t,2} = h_{t,1}$

Isentropic flow (1)

I. law of thermodynamics: $T ds = du + p d(\rho^{-1})$

for an ideal gas: $T ds = c_v dT - \frac{p}{\rho^2} d\rho = c_v dT - RT \frac{d\rho}{\rho}$

for isentropic flow: $c_v \frac{dT}{T} = R \frac{d\rho}{\rho}$

$$\frac{R}{c_v} = \frac{c_p - c_v}{c_v} = \gamma - 1$$

$$\frac{T_2}{T_1} = \left(\frac{\rho_2}{\rho_1} \right)^{\gamma-1} \quad \leftarrow \frac{dT}{T} = (\gamma-1) \frac{d\rho}{\rho}$$

Isentropic flow (2)

$$\frac{dT}{T} = (\gamma-1) \frac{d\rho}{\rho}$$

$$\frac{dp}{p} = \frac{d\rho}{\rho} + \frac{dT}{T}$$

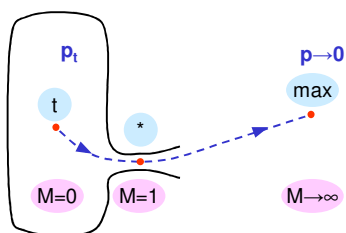
$$\frac{dT}{T} = (\gamma-1) \left[\frac{dp}{p} - \frac{dT}{T} \right]$$

$$\gamma \frac{dT}{T} = (\gamma-1) \frac{dp}{p}$$

$$\frac{T_2}{T_1} = \left(\frac{p_2}{p_1} \right)^{\frac{\gamma-1}{\gamma}}$$

Isentropic flow (3)

Reference states



Isentropic flow (4)

By applying the energy equation to a stream line we obtain:

$$h_t = h + \frac{v^2}{2} = \text{constant}$$

(It is in analogy with the Bernoulli principle.)

Relations between the reference quantities:

$$\begin{array}{ccc} M=0 & M=1 & M=\infty \\ \downarrow & \downarrow & \downarrow \\ h_t = h_* + \frac{v_*^2}{2} = \frac{v_{max}^2}{2} \\ v_* = a_* \end{array}$$

Isentropic flow (5)

We can express temperature T as a function of M:

$$h_t = h + \frac{v^2}{2}$$

$$c_p T_t = c_p T + \frac{v^2}{2}$$

$$a^2 = \gamma R T = \gamma c_p \left(1 - \frac{1}{\gamma}\right) T = (\gamma - 1) c_p T$$

$$\frac{a_t^2}{\gamma - 1} = \frac{a^2}{\gamma - 1} + \frac{v^2}{2}$$

$$\frac{a_t^2}{a^2} = \frac{T_t}{T} = 1 + \frac{\gamma - 1}{2} M^2$$

Isentropic flow (6)

Local pressure and density can be expressed in terms of the Mach number through the isentropic relations:

$$\frac{p_t}{p} = \left(\frac{T_t}{T}\right)^{\frac{\gamma}{\gamma-1}} = \left(1 + \frac{\gamma-1}{2} M^2\right)^{\frac{\gamma}{\gamma-1}}$$

$$\frac{\rho_t}{\rho} = \left(\frac{T_t}{T}\right)^{\frac{1}{\gamma-1}} = \left(1 + \frac{\gamma-1}{2} M^2\right)^{\frac{1}{\gamma-1}}$$

The critical ratios (for the state of M=1):

$$\frac{T_*}{T_t} = \frac{2}{\gamma+1} \quad \frac{p_*}{p_t} = \left(\frac{2}{\gamma+1}\right)^{\frac{\gamma}{\gamma-1}} \quad \frac{\rho_*}{\rho_t} = \left(\frac{2}{\gamma+1}\right)^{\frac{1}{\gamma-1}}$$

For $\gamma=1.4$: **0.83** **0.53** **0.63**

Problem #6.2

Please, calculate the maximum velocity for isentropic flow if $\gamma=1.4$, $R=287$ J/kg-K and $T_t=1000$ K are given!

To the solution

Isentropic flow (8)

Mass flow-rate: $q_m = \rho v A = \frac{\rho}{\rho_t} \rho_t M \frac{a}{a_t} a_t A$

$$q_m = M \left(1 + \frac{\gamma-1}{2} M^2 \right)^{-\left(\frac{1}{\gamma-1} + \frac{1}{2}\right)} \rho_t a_t A$$

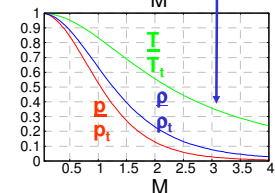
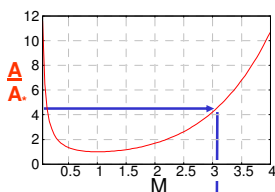
$$\frac{1}{\gamma-1} + \frac{1}{2} = \frac{2+\gamma-1}{2(\gamma-1)} = \frac{1}{2} \frac{\gamma+1}{\gamma-1}$$

$$q_m = M \left(1 + \frac{\gamma-1}{2} M^2 \right)^{\frac{1}{2} \frac{\gamma+1}{\gamma-1}} \rho_t a_t A$$

$$\parallel$$

$$q_m = \left(1 + \frac{\gamma-1}{2} M^2 \right)^{\frac{1}{2} \frac{\gamma+1}{\gamma-1}} \rho_t a_t A_* \rightarrow \frac{A}{A_*} = f(M)$$

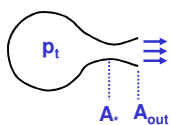
Isentropic flow (9)



$$\frac{A}{A_*} = \frac{M^{-1} \left(1 + \frac{\gamma-1}{2} M^2 \right)^{\frac{1}{2} \frac{\gamma+1}{\gamma-1}}}{\left(1 + \frac{\gamma-1}{2} M^2 \right)^{\frac{1}{2} \frac{\gamma+1}{\gamma-1}}}$$

The inverse of the above function also gives the Mach number for a given A/A_* .

Problem #6.3



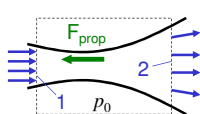
- a) What is the optimum A_{out}/A_c ratio of the nozzle of a rocket thruster designed for near ground flight, if the chamber pressure $p_t=10 \text{ bar}_A$, and $\gamma=1.3$. Please, use the gas tables!
- b) Calculate the mass flow-rate for $T_t=1300 \text{ K}$, $R=462 \text{ J/kg-K}$ and $A_{out}=20 \text{ cm}^2$!
- c) Please, calculate the thrust!

To the solution

Thrust function

The momentum theorem for a variable cross-section steady channel flow reads:

$$F_{prop} = (p_2 + \rho_2 v_2^2)A_2 - (p_1 + \rho_1 v_1^2)A_1 + p_0(A_1 - A_2)$$

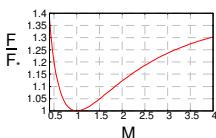


$$F = (p + \rho v^2)A$$

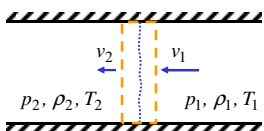
$$\frac{F}{F_*} = \frac{p + \rho v^2}{p_* + \rho_* v_*^2} \frac{A}{A_*} = \frac{p}{p_*} \frac{1 + \gamma M^2}{1 + \gamma} \frac{A}{A_*}$$

known functions of M. E.g:

$$\frac{p}{p_*} = \frac{p_t}{p_*} \frac{p}{p_t} = \left(\frac{\gamma+1}{2}\right)^{\frac{\gamma}{\gamma-1}} \frac{1}{\left(1 + \frac{\gamma-1}{2} M^2\right)^{\frac{\gamma}{\gamma-1}}}$$

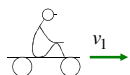


Normal shock waves (1)



4 unknowns. We can eliminate one by using:

$$\frac{p_2}{\rho_2} = RT_2$$



A steady flow is observed!

Continuity:

$$v_1 \rho_1 A = v_2 \rho_2 A$$

Momentum law:

$$(p_1 + \rho_1 v_1^2)A = (p_2 + \rho_2 v_2^2)A$$

Energy equation:

$$\left(c_p T_1 + \frac{v_1^2}{2}\right) \rho_1 v_1 A = \left(c_p T_2 + \frac{v_2^2}{2}\right) \rho_2 v_2 A$$

Normal shock waves (2)

Mach number was the key to isentropic flows ...
 ... we should try to solve this problem for $M_2(M_1)$.

$$\rho_1 v_1 = \dots \rightarrow \frac{p_1}{RT_1} M_1 (\gamma RT_1)^{1/2} = \dots$$

$$p_1 + \rho_1 v_1^2 = \dots \rightarrow p_1 \left(1 + \frac{\rho_1 v_1^2}{p_1} \right) = \dots \rightarrow p_1 \left(1 + \gamma \frac{v_1^2}{a_1^2} \right) = \dots$$

$$p_1 (1 + \gamma M_1^2) = \dots$$

$$c_p T_1 + \frac{v_1^2}{2} = \dots \rightarrow T_1 \left(1 + \frac{\gamma R v_1^2}{2 c_p a_1^2} \right) = \dots \rightarrow T_1 \left(1 + \frac{\gamma - 1}{2} M_1^2 \right) = \dots$$

Normal shock waves (3)

$$\begin{matrix} \text{(a)} & \text{(b)} & \text{(c)} \\ \frac{p_1}{RT_1} M_1 (\gamma RT_1)^{1/2} = \dots & p_1 (1 + \gamma M_1^2) = \dots & T_1 \left(1 + \frac{\gamma - 1}{2} M_1^2 \right) = \dots \end{matrix}$$

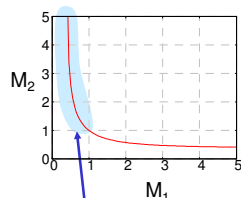
$$a \cdot b^{-1} \cdot c^{0.5} \quad \frac{M_1}{1 + \gamma M_1^2} \sqrt{1 + \frac{\gamma - 1}{2} M_1^2} = \frac{M_2}{1 + \gamma M_2^2} \sqrt{1 + \frac{\gamma - 1}{2} M_2^2}$$

$$M_1^2 \left(1 + \frac{\gamma - 1}{2} M_1^2 \right) (1 + \gamma M_2^2)^2 = M_2^2 \left(1 + \frac{\gamma - 1}{2} M_2^2 \right) (1 + \gamma M_1^2)^2$$

It is a quadratic formula for M_2^2
 We can arrange it into the polynomial form:

$$M_2^4(\dots) + M_2^2(\dots) + (\dots) = 0$$

Normal shock waves (4)



$$M_2^2 = \frac{M_1^2 + \frac{2}{\gamma - 1}}{\frac{2\gamma}{\gamma - 1} M_1^2 - 1}$$

This branch belongs to an expansion shock.
 Is it valid?

Normal shock waves (5)

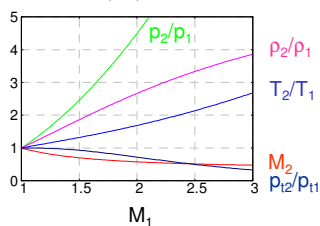
Pressure ratio: (b) $\rightarrow \frac{p_2}{p_1} = \frac{1 + \gamma M_1^2}{1 + \gamma M_2^2} = f(M_1)$

Temperature ratio: (c) $\rightarrow \frac{T_2}{T_1} = \frac{1 + \frac{\gamma-1}{2} M_1^2}{1 + \frac{\gamma-1}{2} M_2^2} = g(M_1)$

$$\frac{\rho_2}{\rho_1} = \frac{p_2}{p_1} \left(\frac{T_2}{T_1} \right)^{-1} = h(M_1)$$

Normal shock waves (6)

$$\frac{p_{r2}}{p_{r1}} = \frac{p_2}{p_1} \frac{p_2}{p_1} = \left(\frac{T_2}{T_1} \right)^{\frac{\gamma}{\gamma-1}} \frac{p_2}{p_1} = \left(\frac{T_1}{T_2} \right)^{\frac{\gamma}{\gamma-1}} \frac{p_2}{p_1}$$



The entropy production

The entropy change can be related to pressure and temperature ratios:

$$T ds = dh - \frac{dp}{\rho} = c_p dT - RT \frac{dp}{p}$$

$$\frac{ds}{R} = \frac{\gamma}{\gamma-1} \frac{dT}{T} - \frac{dp}{p}$$

$$\frac{s_2 - s_1}{R} = \frac{\gamma}{\gamma-1} \ln \frac{T_2}{T_1} - \ln \frac{p_2}{p_1}$$

Generally we can state:

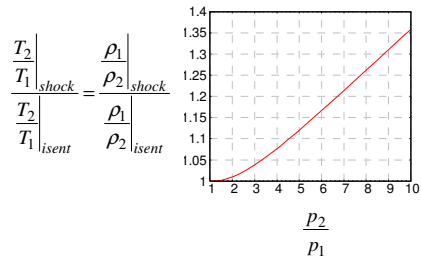
$$e^{\frac{s_2 - s_1}{R}} = \left(\frac{T_2}{T_1} \right)^{\frac{\gamma}{\gamma-1}} \frac{p_1}{p_2} \rightarrow e^{\frac{s_2 - s_1}{R}} = \frac{p_{r1}}{p_{r2}}$$

For shocks:

An expansion shock wave would lead to a decrease of entropy, therefore it does not exist.

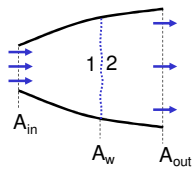
Rankine-Hugoniot relations

Change of the thermodynamical state



Weak shocks are almost isentropic.
 ... but they still propagate much faster than a .

Problem #6.4



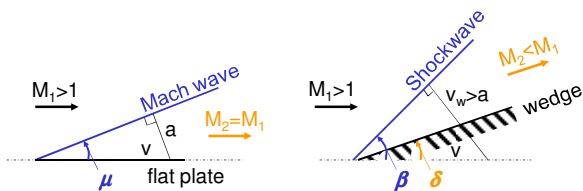
There is a strong stationary normal shock in a divergent channel at the cross-section characterized by A_w .

- $\gamma = 1.4$ $M_{in} = 2$
- $p_{in} = 100 \text{ kPa}$ $T_{in} = 270 \text{ K}$
- $A_w / A_{in} = 2$ $A_{out} / A_{in} = 3$

- a) Calculate the Mach number at the outlet (M_{out})!
- b) Please, determine the outlet pressure (p_{out})!

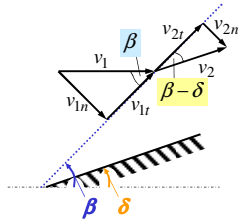
To the solution

Oblique shockwaves (1)



- Flow direction is changed by δ angle.
- In still medium, shockwaves propagate faster than the speed of sound, therefore: $\beta > \mu$
- M_2 can be > 1 for an oblique shock.

Oblique shockwaves (2)



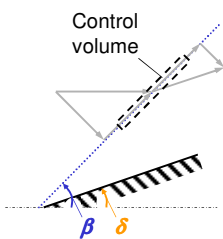
$$v_{1n} = v_1 \sin \beta$$

$$v_{1t} = v_1 \cos \beta$$

$$v_{2n} = v_2 \sin(\beta - \delta)$$

$$v_{2t} = v_2 \cos(\beta - \delta)$$

Oblique shockwaves (3)



$$\rho_1 v_{1n} = \rho_2 v_{2n}$$

$$\rho_1 v_{1n} (v_{1n} - v_{2n}) = p_2 - p_1$$

$$\rho_1 v_{1n} (v_{1t} - v_{2t}) = 0 \rightarrow v_{1t} = v_{2t}$$

$$h_1 + \frac{1}{2}(v_{1n}^2 + v_{1t}^2) = h_2 + \frac{1}{2}(v_{2n}^2 + v_{2t}^2)$$

Same formulae are used for normal shocks!

$$\left\{ \begin{array}{l} \rho_1 v_{1n} = \rho_2 v_{2n} \\ p_1 + \rho_1 v_{1n}^2 = p_2 + \rho_2 v_{2n}^2 \\ h_1 + \frac{v_{1n}^2}{2} = h_2 + \frac{v_{2n}^2}{2} \end{array} \right.$$

Oblique shockwaves (4)

We take the normal components of the Mach numbers:

$$M_{1n} = M_1 \sin \beta \quad M_{2n} = M_2 \sin(\beta - \delta)$$

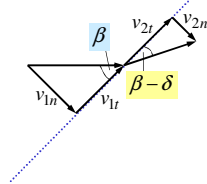
The static flow quantities can be calculated by using the gas tables developed for normal shocks:

$$M_{2n}^2 = \frac{M_{1n}^2 + \frac{2}{\gamma - 1}}{\frac{2\gamma}{\gamma - 1} M_{1n}^2 - 1}$$

$$\frac{p_2}{p_1} = f(M_{1n}) \quad \frac{T_2}{T_1} = g(M_{1n}) \quad \frac{\rho_2}{\rho_1} = h(M_{1n})$$

But the angle β is still unknown!

Oblique shockwaves (5)



$$\tan \beta = \frac{v_{1n}}{v_{1t}} \quad \tan(\beta - \delta) = \frac{v_{2n}}{v_{2t}}$$

$$v_{1t} = v_{2t}$$

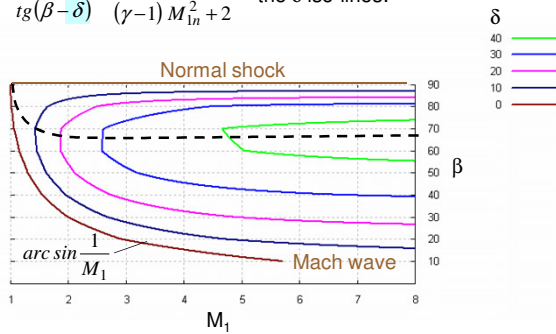
density ratio for a normal shock:

$$\frac{\tan \beta}{\tan(\beta - \delta)} = \frac{v_{1n} v_{2t}}{v_{2n} v_{1t}} = \frac{\rho_2}{\rho_1} = \frac{(\gamma + 1) M_1^2 \sin^2 \beta}{(\gamma - 1) M_1^2 \sin^2 \beta + 2}$$

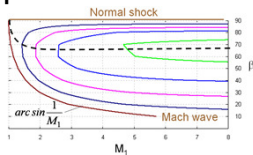
Now, we can plot β against M_1 for given values of δ .

Oblique shockwaves (6)

$$\frac{\tan \beta}{\tan(\beta - \delta)} = \frac{(\gamma + 1) M_1^2}{(\gamma - 1) M_1^2 + 2} \quad \text{the } \delta \text{ iso-lines:}$$

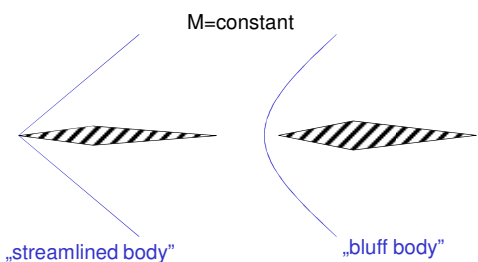


Oblique shockwaves (7)



- Above a minimum Mach number M_{min} two β angles exist for a given δ . ($\beta_{strong} > \beta_{weak}$) Only the weak wave can be observed in external flows. (The strong wave can only be produced in wind tunnels.)
- M_{min} depends on δ . Below M_{min} , no oblique shock is possible. A detached bow wave is formed.
- We can also define a maximum angle δ_{max} , above which no oblique shockwave can exist for a given Mach number.

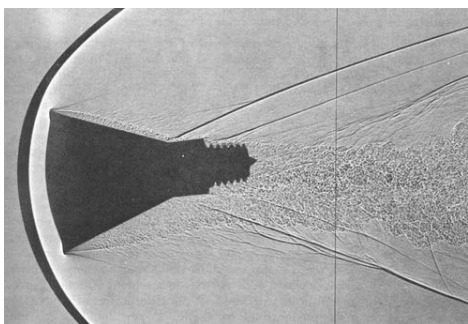
Oblique shockwaves (8)



Eg. if we increase the thickness of the wing the bow shock can be detached, the flow goes through a normal shock, therefore a we can expect a much higher pressure close to the leading edge.

Shadowgram of a NASA reentry unit

Mercury Project 1959

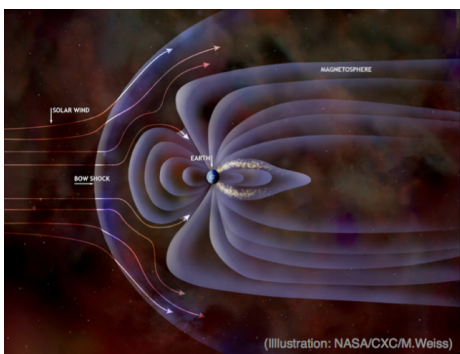


Cosmic bow shocks

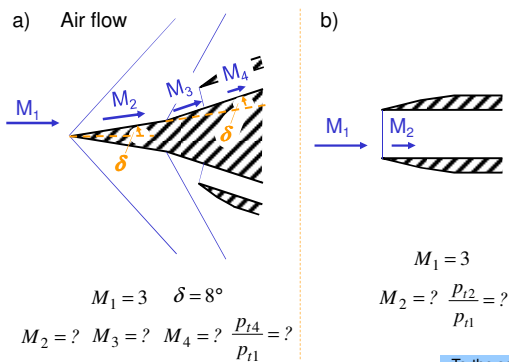
A Hubble image



Earth's bow shock in solar wind



Problem #6.5

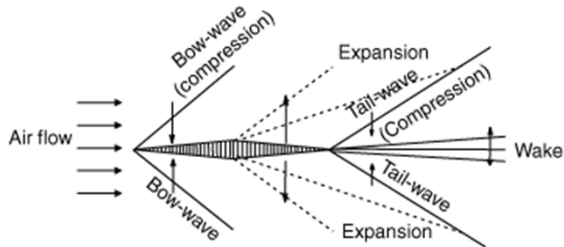


What kind of wave is this?



Wave patten around an F22 aircraft

High speed flow around an airfoil




Expansion waves with condensation



Prandtl-Meyer expansion (1)

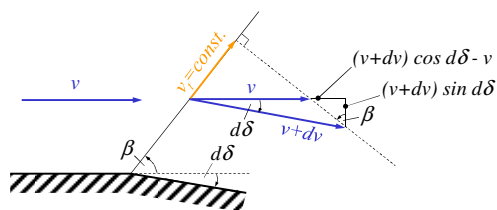
Compression + deceleration Expansion + acceleration



Change of flow direction in supersonic flow (at least in isentropic cases) is directly linked to acceleration and deceleration.

We assume an isentropic process; thus we limit the analyses to expansion and to elementary compression cases.

Prandtl-Meyer expansion (2)



$$\operatorname{tg} \beta = \frac{(v+dv) \cos d\delta - v}{(v+dv) \sin d\delta}$$

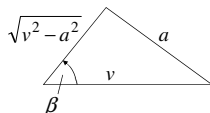
Prandtl-Meyer expansion (3)

$$\operatorname{tg} \beta = \frac{(v+dv) \cos d\delta - v}{(v+dv) \sin d\delta}$$

If $d\delta \rightarrow 0$, then $\cos d\delta \rightarrow 1$, and $\sin d\delta \rightarrow d\delta$.

$$\operatorname{tg} \beta = \frac{dv}{v d\delta}$$

β is the **Mach angle**:



$$\operatorname{tg} \beta = \frac{a}{\sqrt{v^2 - a^2}} = \frac{1}{\sqrt{M^2 - 1}} = \frac{dv}{v d\delta} \quad \rightarrow \quad d\delta = \frac{dv}{v} \sqrt{M^2 - 1}$$

Prandtl-Meyer expansion (4)

We can express dv/v in terms of the Mach number:

$$\frac{dv}{v} = \frac{dM}{M} + \frac{1}{2} \frac{dT}{T}$$

$$\frac{T_i}{T} = 1 + \frac{\gamma-1}{2} M^2 \quad \text{in which} \quad T_i = \text{constant}$$

$$-\frac{T_i}{T^2} dT = (\gamma-1) M dM$$

$$\frac{dT}{T} = -\frac{(\gamma-1) M^2}{1 + \frac{\gamma-1}{2} M^2} \frac{dM}{M}$$

$$\frac{dv}{v} = \frac{1 + \frac{\gamma-1}{2} M^2 - \frac{\gamma-1}{2} M^2}{1 + \frac{\gamma-1}{2} M^2} \frac{dM}{M} = \frac{1}{1 + \frac{\gamma-1}{2} M^2} \frac{dM}{M}$$

Prandtl-Meyer expansion (5)

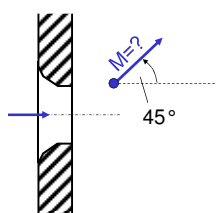
$$d\delta = \frac{dv}{v} \sqrt{M^2 - 1} \quad \frac{dv}{v} = \frac{1}{1 + \frac{\gamma-1}{2} M^2} \frac{dM}{M}$$

$$d\delta = \frac{\sqrt{M^2 - 1}}{1 + \frac{\gamma-1}{2} M^2} \frac{dM}{M} \quad \rightarrow \quad \delta = \int_1^M \frac{\sqrt{M^2 - 1}}{1 + \frac{\gamma-1}{2} M^2} \frac{dM}{M}$$

This integral is the Prandtl-Meyer expansion function:

$$\delta = \sqrt{\frac{\gamma+1}{\gamma-1}} \operatorname{atg} \left(\sqrt{\frac{\gamma-1}{\gamma+1} (M^2 - 1)} \right) - \operatorname{atg} \left(\sqrt{M^2 - 1} \right)$$

Problem #6.6



There is a high speed air flow through a convergent nozzle. Downstream from the nozzle, at a given point, the flow direction is 45° with respect to the axis.

- A) What is the Mach number at this point?
- B) What is the maximum redirection angle (in the case of 0 ambient pressure)?

[To the solution](#)

Hodograph (1)

Inconveniences:

- 1) the length of the M vector $\rightarrow \infty$ with increasing δ angle
- 2) the length is not proportional to the velocity.

Therefore we will use $M^* = v/a^*$ instead of $M = v/a$:

$$M^{*2} = \frac{v^2}{a^{*2}} = \frac{v^2}{a^2} \frac{a^2}{a^{*2}} = M^2 \frac{T}{T^*} = M^2 \frac{T}{T_i} \frac{T_i}{T^*}$$

$$M^{*2} = M^2 \left(1 + \frac{\gamma-1}{2} M^2 \right)^{-1} \frac{\gamma+1}{2}$$

$$M^{*2} = \frac{(\gamma+1)M^2}{2 + (\gamma-1)M^2} \quad \text{and} \quad M^2 = \frac{2M^{*2}}{\gamma+1 - (\gamma-1)M^{*2}}$$

Hodograph (2)

$$d\delta = \frac{dv}{v} \sqrt{M^2 - 1} \quad M^2 = \frac{2M^{*2}}{\gamma + 1 - (\gamma - 1)M^{*2}}$$

$$d\delta = \frac{dM^*}{M^*} \sqrt{\frac{M^{*2} - 1}{1 - \frac{\gamma - 1}{\gamma + 1} M^{*2}}}$$

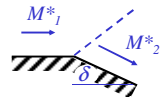
The integral of $d\delta$ leads to the formula of an epicycloid.

Hodograph (3)

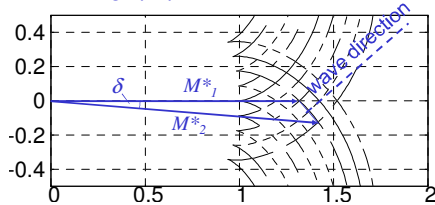
δ and M_1 are given.

- What is the resulting M_2 ?
- What is the wave direction?

The physical plane:

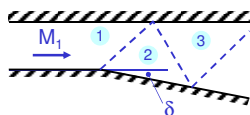


The hodograph plane:



Problem #6.7

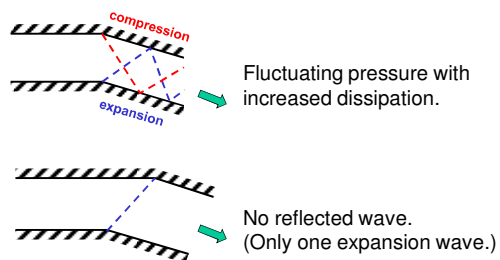
Please, solve graphically the double reflection problem below. $M_1=1.28$, $\delta=5^\circ$.



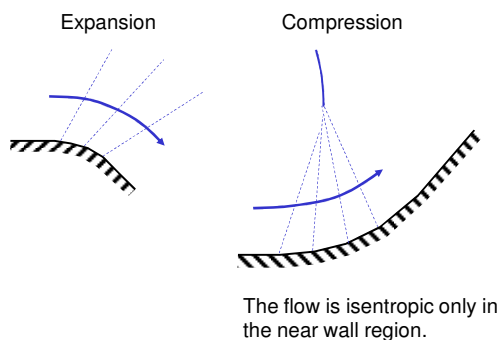
Determine M_2 , M_3 and the wave directions!

[To the solution](#)


Redirection of a channel flow



Waves past curved surfaces (1)



Waves past curved surfaces (2)



Supersonic jets

Under-expanded:

[Shock diamonds](#)

Over-expanded:

[Virgin Galactic Spaceship 2 January 2014.](#)

M=1.8

[An Album of Fluid Motion, 1968]

Laval nozzle

subsonic flow
trans-sonic flow with a normal shock
supersonic flow

Shock tubes

An easy way to produce strong shocks or hypersonic flow.

The Riemann problem

$p_2 = p_3$

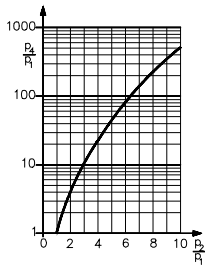
$T_1 = T_4$

$v_{a3} = v_{a2}$

Velocities in absolute frame

The expansion wave always has a somewhat higher pressure ratio.

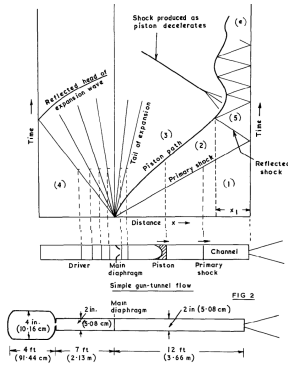
Problem #6.8



What is the Mach number in absolute reference frame on the upstream and downstream side of the contact discontinuity, if the initial shock tube temperature is 300 K and the initial pressure ratio is 100? (The shock tube operates with dry air.)

To the solution

NPL 2" gun tunnel



[L. Davies: On the Equilibrium Piston Technique in Gun Tunnels, 1968]
