

PIVNET Meeting
Monday 21st August 2000
Edinburgh, Scotland

PTV-Sizing in turbulent two-phase flow

L. Zimmer

*von Karman Institute for Fluid Dynamics
Rhode-Saint-Genèse, Belgium*



Presentation roadmap

- ◆ Introduction
- ◆ PTV-Sizing
 - Principle
 - Tracking
 - PIVNET images
- ◆ Presentation of an experimental setup
- ◆ Modification due to droplets
- ◆ Conclusion - Future works



Introduction

Two-phase flows measurement

◆ Quantities required

- Particulate properties (size-velocity)
- Carrier characteristics ($U, V, u', v', u'v'$)

◆ Available techniques

- PDA : One point technique
- Standard PIV : No species discrimination

◆ Recent Development

- Multi-layer PIV (Ikeda *et al.*, 99)
- Use of masking technique to separate phases (Merzkirch *et al.*, 99)



PTV-Sizing : principle

Particle detection

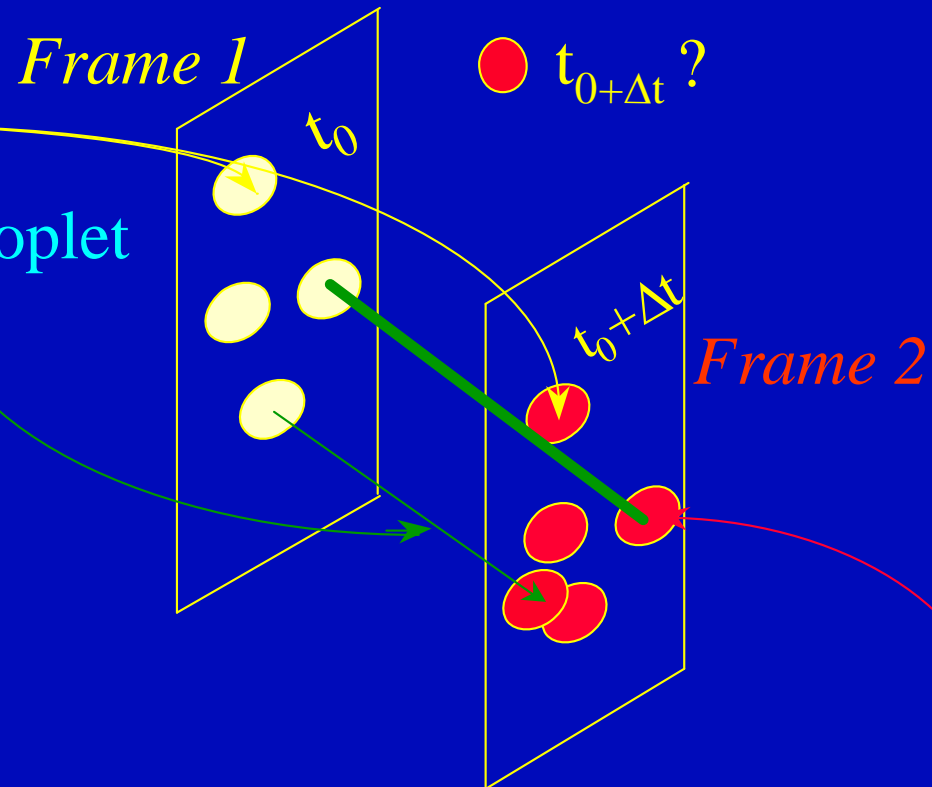
Displacement for each droplet
at t_0 (predictor)

Pairs of particles

Compute the velocity by

$$V_x = \frac{\Delta x}{\Delta t}$$

$$V_y = \frac{\Delta y}{\Delta t}$$



Particle sizing after detection



PTV-Sizing : principle

◆ Detection

- Locates peak of intensity in the image
- Defines local threshold (takes non-uniformity into account)
- Can detect overlapping particles if two peaks still present



PTV-Sizing : principle

◆ Sizing

- Groups all pixels belonging to same object
- Measures size according to pixel/mm conversion
- Not dependent on predefined shape as other techniques may be



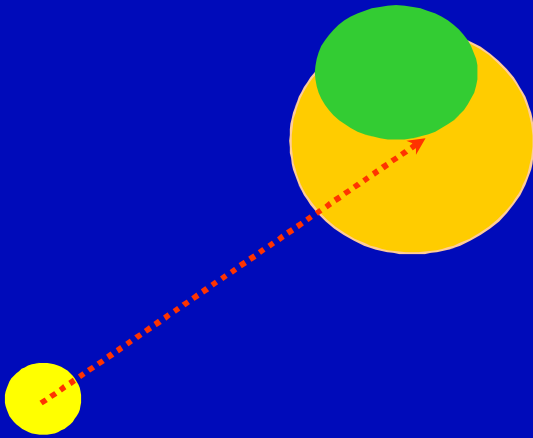
PTV-Sizing : tracking

- ◆ Predictors obtained by cross-correlation are used to limit the research area
- ◆ The knowledge of the size is taken into account to ensure reliability of the pairing process
- ◆ The closest droplet having the same size order to the predicted displacement is paired
- ◆ Recursive treatment as some pairing may be removed for better one

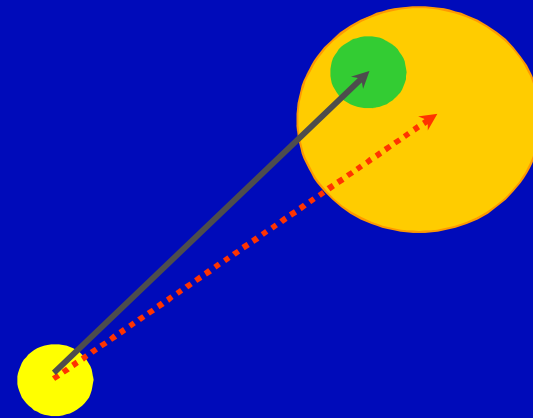


PTV-Sizing : tracking

- ◆ PTV (High resolution PIV) with size discrimination routine



In this case, the sizes are completely different and no pairing is done : the size factor assigned by the user (15%)

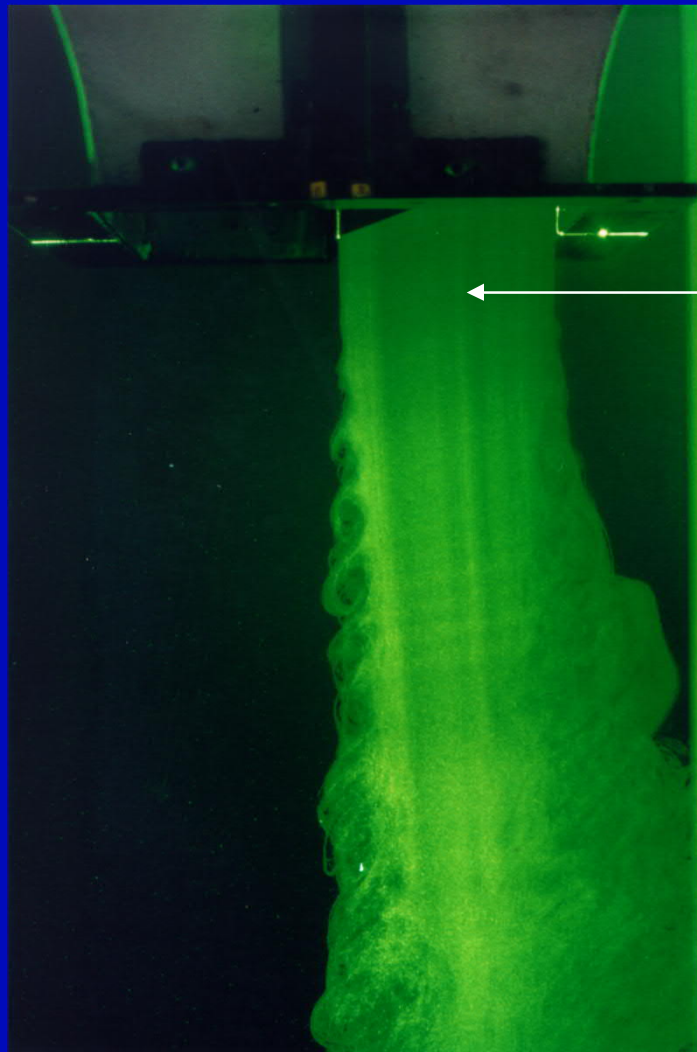


In this case, no ambiguity




Experimental setup

Shear layer Flow , velocity ratio = 0.5



1.0 m.s⁻¹

2.0 m.s⁻¹



Droplets (created by
ultra-sonic atomiser,
low momentum)

Taken from J.M. Suda "Experimental investigation on turbulence modification by particles in shear layer flow using L6 twin-jet wind tunnel", VKI DC00-27



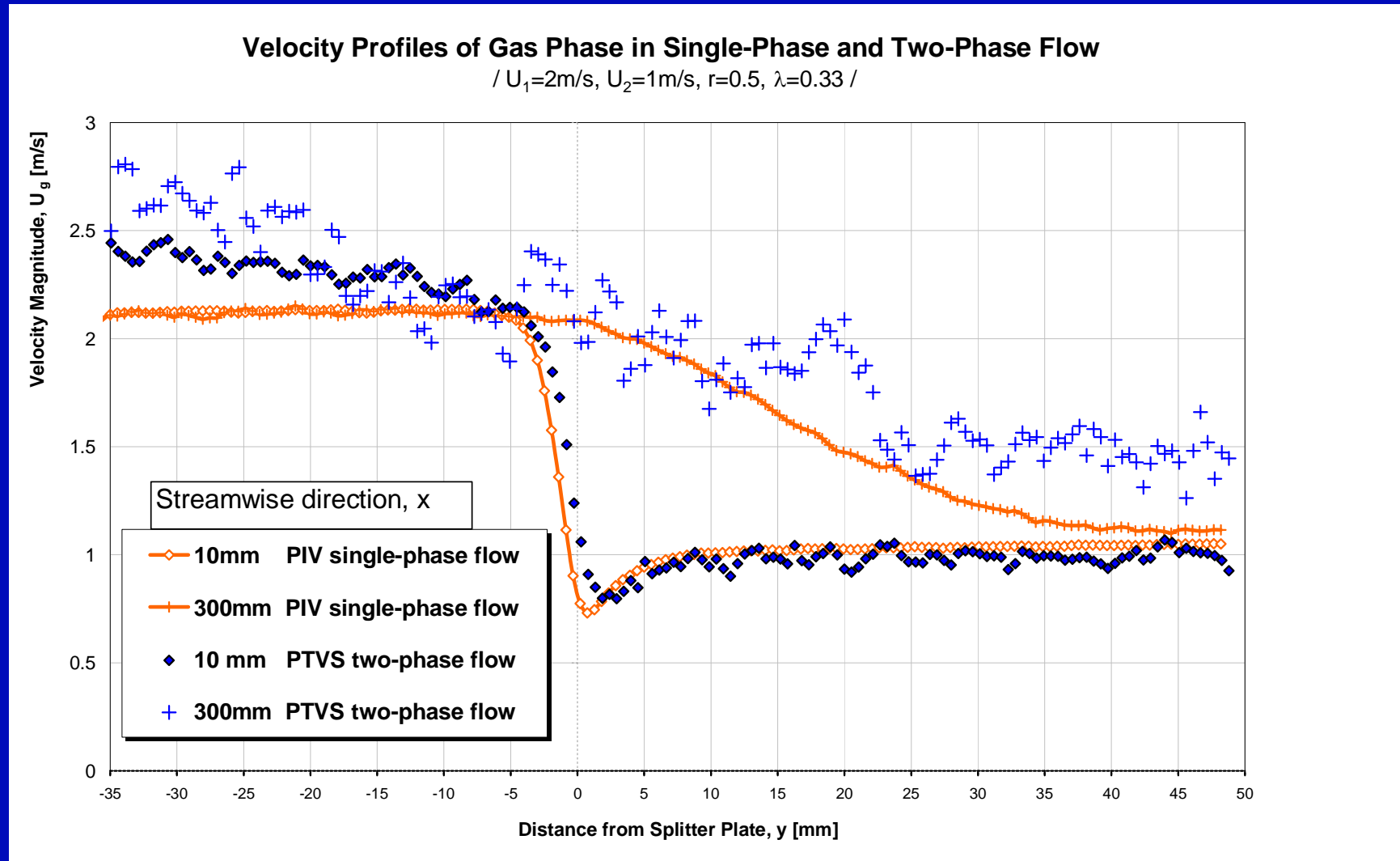
Experimental setup

- ◆ Droplets were ranging from 25 to 200 μm with a Sauter diameter of 120 μm
- ◆ Field of view : 85 by 50 mm with a PCO camera (1280 by 1024) combined with Nd:YAG laser
- ◆ PTV-sizing used for all particles found with size criteria of 20% (because typical dimensions were 2-3 pixels)
- ◆ Interpolation on structured grid performed only for the tracer particles : smaller than 4 pixels of diameter



Typical PTV-Sizing results

◆ Evolution of the mixing layer and influence of droplets



Conclusions

◆ PTV-Sizing

- Well suited for two-phase flow application because of tracking procedure
- Works also as Super resolution technique for single phase measurement

◆ Future extension

- Further assessment of sizing capability, especially for small particles (droplets used up to now were larger than $100\ \mu\text{m}$)

